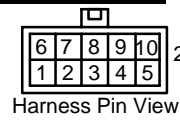


Ford 5R55E Automatic Transmission V 20.0

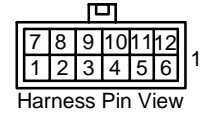
File Name: Ford 5R55E Wiring Diagram TPS Ver 20.0

Harness Required: G11 & G10

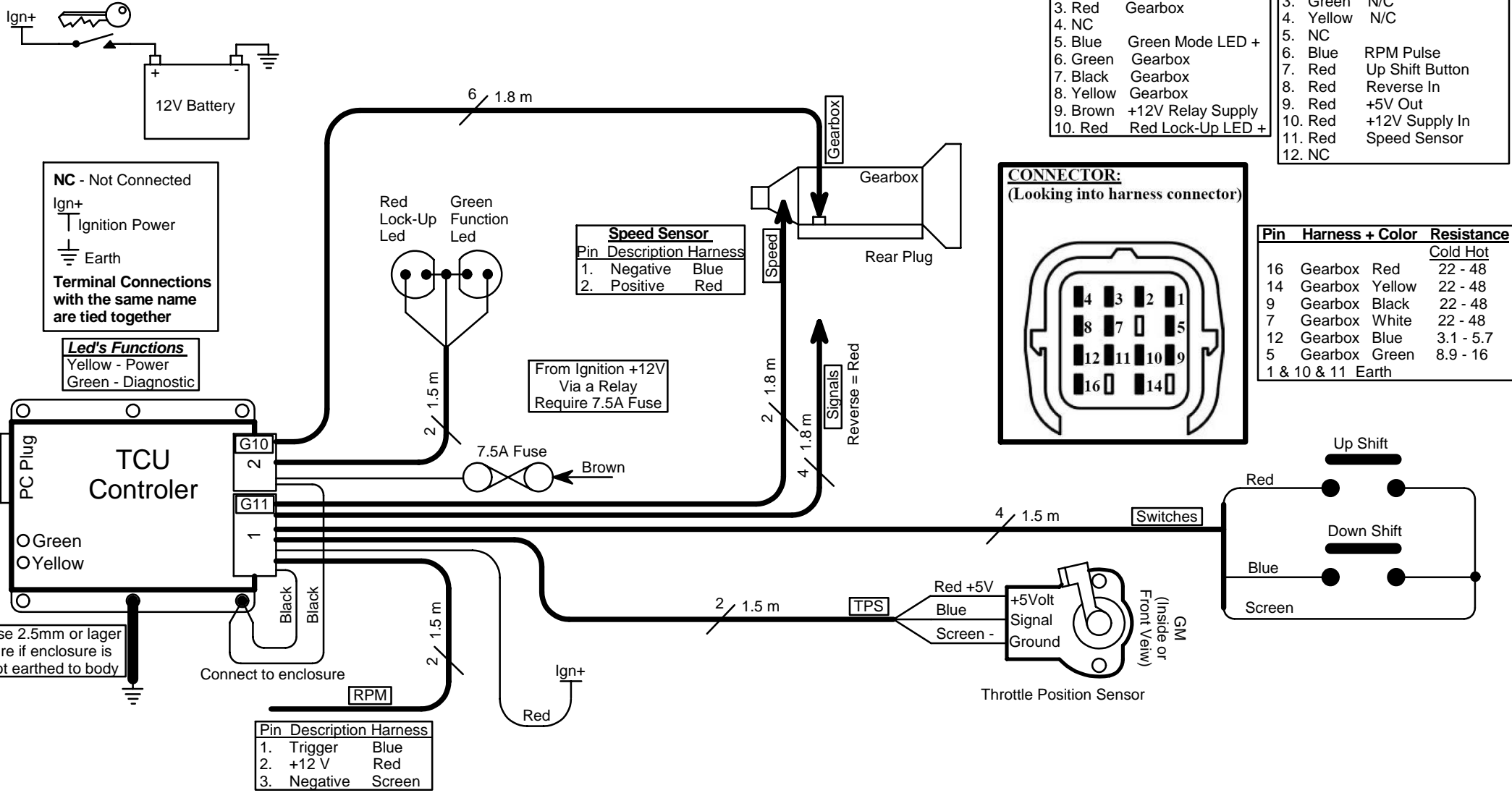
Last Changed: 23/09/2010



1. Blue	Gearbox
2. White	Gearbox
3. Red	Gearbox
4. NC	
5. Blue	Green Mode LED +
6. Green	Gearbox
7. Black	Gearbox
8. Yellow	Gearbox
9. Brown	+12V Relay Supply
10. Red	Red Lock-Up LED +



1. Blue	Down Shift Button
2. Blue	TPS Signal 0V to 5V
3. Green	N/C
4. Yellow	N/C
5. NC	
6. Blue	RPM Pulse
7. Red	Up Shift Button
8. Red	Reverse In
9. Red	+5V Out
10. Red	+12V Supply In
11. Red	Speed Sensor
12. NC	



Use 2.5mm or larger wire if enclosure is not earthed to body

Connect to enclosure

From Ignition +12V
Via a Relay
Require 7.5A Fuse

